



Finreon Tail Risk Control® (Swiss)

31/01/2025

Strategy

The Finreon Tail Risk Indicator (TRI) measures the probability of large tail events (crashes) on equity markets systematically and on a daily basis by means of various market factors. Accordingly, the fund's equity quota is set between 0% (high measured risks) and 100% (low measured risks), depending on the prevailing market regime as indicated by the TRI.

The equity share is held via a portfolio which tracks the performance of the SPI 20 TR. The cash portion is invested in a portfolio of money market instruments. The strategy is suitable for investors who intend to participate in the risk-controlled performance of the Swiss equity market while avoiding large drawdowns. Total risk born by the investor is similar to a benchmark consisting of 50% equity and 50% SARON ("Benchmark 50/50").

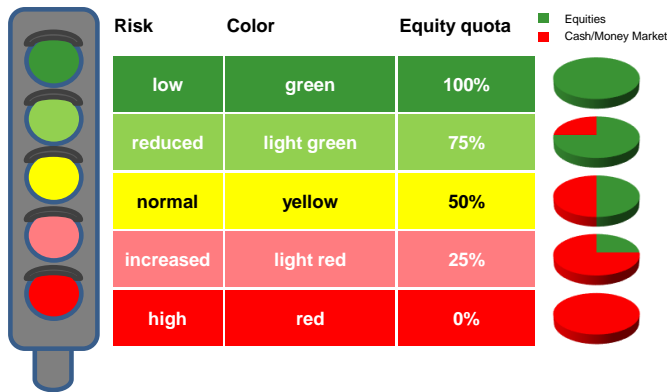
Current month

During January, the Finreon Tail Risk Indicator measured green throughout the month and is green (low crash risk) at the end of the month. The Finreon Tail Risk Control® strategy is therefore 100% invested in Swiss equities.

In the current month the Finreon Tail Risk Control® (Swiss) strategy achieved a return of 8.4% and therefore clearly outperformed the benchmark, which achieved 4.2%.

	Tail Risk Control (Swiss) ¹	Benchmark (50/50)
Return current month	8.4%	4.3%
Return year-to-date	8.4%	4.3%

Finreon Tail Risk Control® concept

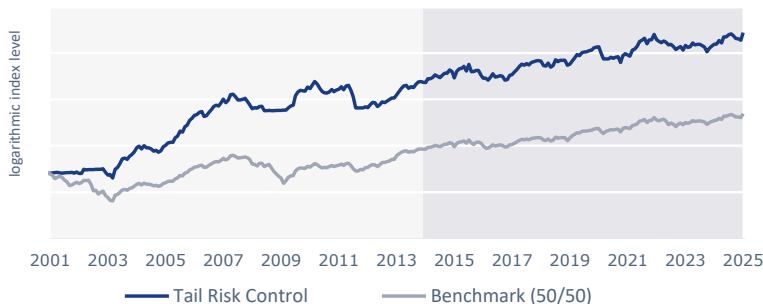


- **Tail Risk Indicator:** The probability of severe tail events (crashes) is measured by means of various market factors on a daily basis and is illustrated by a risk signal light
- **Risk signal:** The Finreon Tail Risk Control® strategy differentiates between five risk regimes and accordingly controls the equity quota: Ranging from green (low probability of tail events = 100% equities) to red (high probability of tail events = 0% equities)
- **Efficient implementation:** Risk-controlled equity exposure of 0-100% in a portfolio of SPI 20 single stocks (passive) resp. in money market instruments
- **Benchmark:** The benchmark is 50% SPI 20 TR Index / 50% CHF SARON - the strategy has an average equity exposure of 50% and therefore a long-term volatility which corresponds to a 50% equity investment ("Benchmark 50/50")
- **Drawdowns:** Larger drawdowns should be avoided. Risk regimes can mostly be recognized

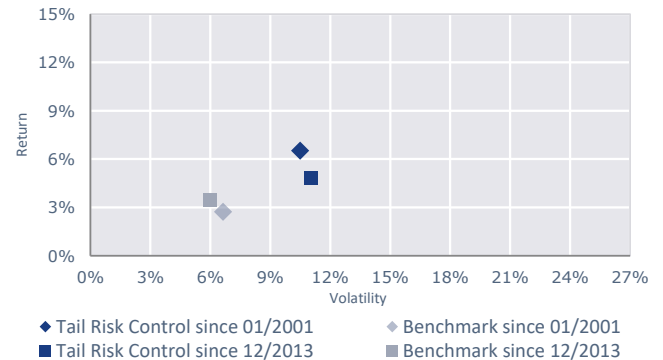
Return / risk figures

	01/2001 - 01/2025		Since inception (12/2013)	
	Finreon Tail Risk Control®	Benchmark (50/50)	Finreon Tail Risk Control®	Benchmark (50/50)
Return p.a.	6.5%	2.7%	4.8%	3.5%
Volatility	10.5%	6.6%	11.0%	6.0%
Sharpe Ratio	0.63	0.39	0.53	0.67
Downside volatility ²	6.6%	4.6%	7.1%	3.9%
Upside volatility ²	8.2%	4.8%	8.5%	4.7%
Correlation ³	0.81	n.a.	0.93	n.a.
Downside correlation ^{3,4}	0.28	n.a.	0.79	n.a.
Upside correlation ^{3,4}	0.82	n.a.	0.86	n.a.
Positive months	63.3%	62.3%	59.4%	63.2%

Performance



Return / risk



All figures are annualized.

Specified performance Finreon Tail Risk Control® (Swiss): Finreon Tail Risk Control® 0-100 (CHF) fund Class-D since 12/2013 (net performance).

1) Composite net returns from Finreon Tail Risk Control® 0-100 (CHF) fund Class-D.

2) Average negative (downside volatility) or positive (upside volatility) deviation of returns from zero.

3) Reference value is SPI 20 TR Index. 4) Correlation for periods when SPI 20 TR Index shows negative (downside) resp. positive (upside) returns.



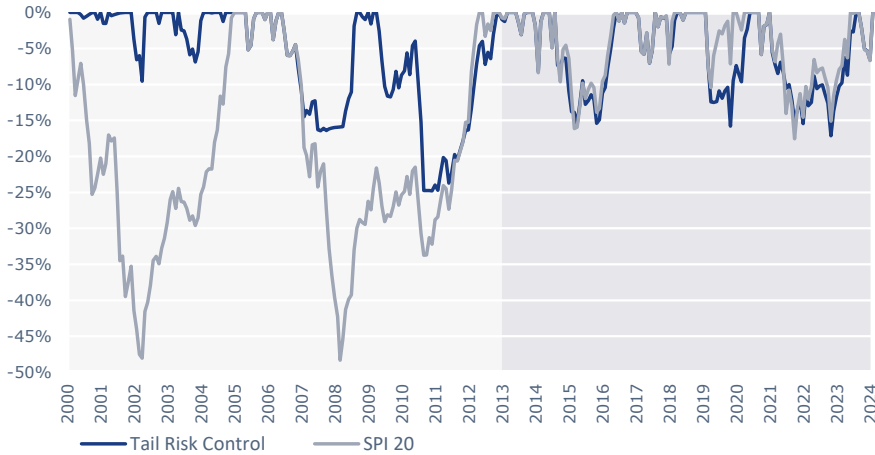
Monthly returns in %

	Jan	Feb	Mar	Apr	May	Jun	Jul	Aug	Sep	Oct	Nov	Dec	YTD
2009	0.0	0.0	0.0	2.6	2.0	1.0	10.3	4.5	1.7	-0.6	-0.4	4.6	28.5
2010	-1.6	4.2	3.6	-2.6	-4.3	-3.8	-1.5	-0.1	1.2	2.8	-2.5	2.0	-3.0
2011	0.7	2.7	-3.2	4.4	0.7	-5.6	-6.5	-11.2	0.0	0.0	-0.1	1.1	-16.7
2012	-0.9	3.2	2.8	-0.5	-3.9	1.9	3.3	-1.0	1.7	1.5	1.9	0.0	10.1
2013	3.6	3.4	3.5	2.8	0.6	-3.3	1.8	-0.9	3.6	2.6	0.4	-0.9	18.3
2014	-0.2	4.2	0.2	1.4	2.7	-1.4	-1.7	2.9	2.1	0.0	3.5	-1.8	12.3
2015	-6.5	7.5	2.5	0.6	2.1	-4.9	7.4	-7.3	-0.1	1.2	-0.1	-4.9	-3.7
2016	-3.2	-0.1	-1.9	3.4	3.7	-3.7	0.6	0.9	-0.7	-3.8	0.6	4.3	-0.3
2017	0.9	3.0	2.9	3.0	2.6	-1.2	1.7	-1.4	2.7	1.0	0.8	0.5	17.6
2018	-0.7	-4.8	-0.4	3.1	-4.3	1.9	6.4	-2.0	1.4	-0.2	0.2	-5.3	-5.1
2019	1.2	3.8	2.9	3.9	-1.1	3.2	0.8	0.1	1.2	0.8	2.3	1.1	21.9
2020	0.3	-7.4	-5.5	-0.1	0.1	1.7	-1.2	1.2	0.6	-6.0	7.5	2.3	-7.1
2021	-1.3	-1.1	6.8	1.3	3.1	5.0	1.3	2.3	-5.9	4.2	0.2	5.9	23.2
2022	-5.6	-1.7	-1.4	1.7	-1.5	-2.4	0.6	-2.4	-3.4	1.9	1.5	-3.7	-15.4
2023	5.0	-2.0	0.6	4.2	-1.9	0.4	0.2	-1.5	-1.4	-5.2	4.2	2.3	4.4
2024	1.7	0.5	3.9	-2.6	6.7	-0.1	2.5	1.0	-2.1	-3.0	-0.3	-1.4	15.5
2025	8.4												8.4

YTD: year-to-date

Finreon Tail Risk Control® 0-100 (CHF) Fund Class-D live since 12/2013 (net performance)

Maximum drawdown

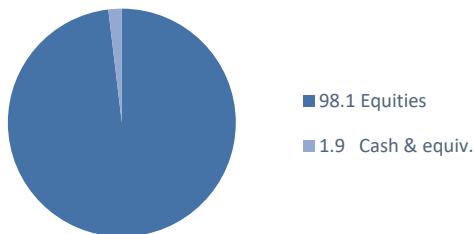


Top positions in %

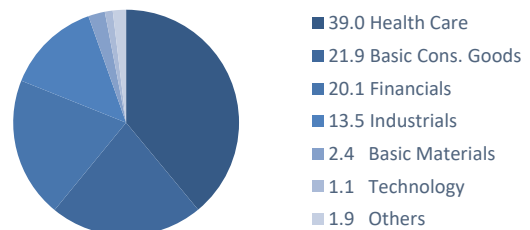
Finreon Tail Risk Control®	
Nestlé	15.04
Roche	14.92
Novartis	14.39
UBS	7.35
Zurich Versicherung	6.99

Current portfolio characteristics

Asset classes in %



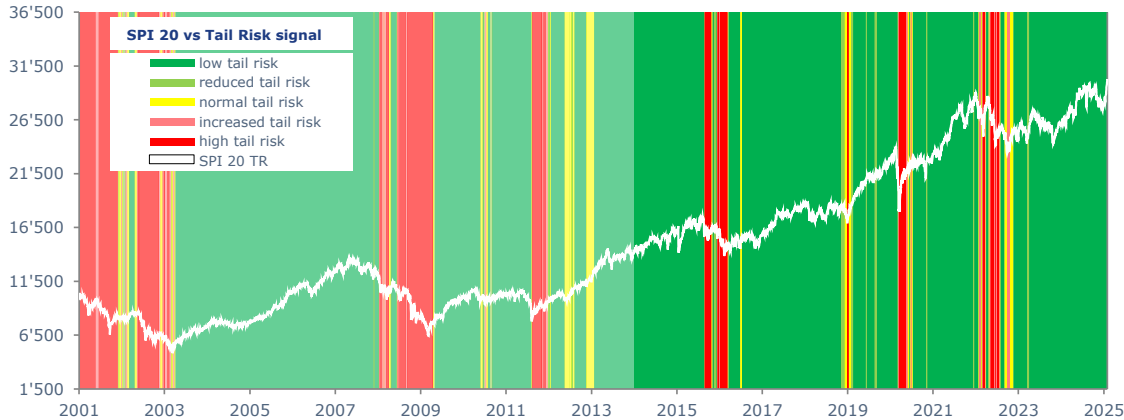
Sectors in %





Development of the Finreon Tail Risk Indicator

The Finreon Tail Risk Control® strategy recognizes risk regimes on a consistent basis. During both the burst of the internet bubble in 2001 and the financial crisis the Finreon Tail Risk Indicator indicated a high tail risk. An investment according to the Finreon Tail Risk Control® strategy experienced substantially less severe drawdowns.



Finreon Tail Risk Control® 0-100 (CHF) Fund Class-D live since 12/2013

Investment opportunities

The Finreon Tail Risk Control® (Swiss) strategy can be accessed by qualified investors through both investment mandates and collective investment schemes. Please contact us for further information about our investment solutions. Information about the fund and the individual share classes can be found below.

Fund		Share classes			
		Class-A	Class-C	Class-D	
Investment advisor	Finreon Ltd, St.Gallen	Private and qualified investors	Private and qualified investors	Qualified investors only	
Investment manager	St.Galler Kantonalbank		> CHF 500'000 ¹⁾	> CHF 5m ²⁾	
Fund management	1741 Fund Solutions AG				
Custody bank	Bank Julius Bär				
Structure	Fund according to Swiss Law, FINMA-regulated				
Marketing licence	Switzerland				
Benchmark	50% SPI 20 TR + 50% SARON				
Fund AuM	CHF 199.62m				
Liquidity and remarks	daily; physical equity investment, no sec lending, no leverage/short-selling				
Investor types					
Conditions					
ISIN		CH0210244270	CH0210244296	CH0210244312	
Valor		21024427	21024429	21024431	
Bloomberg		FINTAIA SW	FINTAIC SW	FINTAID SW	
Currency		CHF	CHF	CHF	
Distribution policy		distributing	distributing	distributing	
All-in fee p.a.		1.80%	0.90%	to be agreed individually	
Inception date		30/04/2014	31/01/2014	29/11/2013	
NAV		124.22	138.30	138.73	

¹⁾ The investor must have concluded a discretionary mandate agreement with St.Galler Kantonalbank AG (SGKB) or the minimum investment is > CHF 500'000.

²⁾ The investor must have concluded a discretionary mandate agreement with St.Galler Kantonalbank AG (SGKB) and the minimum investment is > CHF 5m.

SVVK-ASIR Compatibility / Exercise of Voting Rights by ISS

Finreon funds do not invest in companies involved in the development or manufacture of nuclear weapons, biological and chemical weapons, anti-personnel mines and cluster munitions. We are guided by the exclusion list of the Swiss Association for Responsible Investment (SVVK - ASIR). Voting rights are exercised systematically, following the recommendations of the voting rights advisor Institutional Shareholder Services (ISS).

Contact

Finreon Ltd.
Oberer Graben 3
CH-9000 St.Gallen
Tel.: +41 71 230 08 06
E-mail: info@finreon.ch

Legal disclaimer

This document only serves for advertisement purposes. This document herein was produced by Finreon AG (hereafter «Finreon») with the greatest of care and to the best of its knowledge and belief. Finreon provides no guarantee with regard to the content and completeness of the information and does not accept any liability for losses that might arise from making use of the information. The information and views expressed herein are those of Finreon at the time of writing and are subject to change at any time without notice. If nothing is indicated to the contrary, all figures are unaudited. This document is provided for information purposes only and is for the exclusive use of the recipient. It does not constitute an offer or a recommendation to buy or sell financial instruments or banking services and does not release the recipient from exercising his/her own judgment. The recipient is in particular recommended to check that the information provided is in line with his/her own circumstances with regard to any legal, regulatory, tax or other consequences, if necessary with the help of a professional advisor. This document may not be reproduced, neither in part nor in full, without the written permission of Finreon. It is expressly not addressed to persons whose nationality or place of residence prohibit the particularly access to such information under applicable legislation. Neither this information nor any copy thereof may be sent, taken into or distributed in the United States or to any U. S. person (within the meaning of Regulation S under the US Securities Act of 1933, as amended). Every investment involves risk, especially with regard to fluctuations in value and return. Investments in foreign currencies involve the additional risk that the foreign currency might lose value against the investor's reference currency. Historical performance indications and financial market scenarios are no guarantee for current or future performance. Performance indications do not consider commissions levied at subscription and/or redemption. Furthermore, no guarantee can be given that the performance of the benchmark will be reached or outperformed. The product described is an umbrella Fund under Swiss law of the type "other funds for traditional investments" for non-qualified investors within the meaning of the CISA (Article 10 CISA) and the Ordinance on Collective Investment Schemes (CIS) (Article 6 CISC). The target group of investors may also be restricted in the fund contract for specific subfunds or unit classes. Finreon acts as a FINMA approved distributor of the product described in this document. Finreon receives compensation for sales thus potential conflicts of interest cannot be ruled out. More detailed information regarding this topic and the fees charged to the fund's assets and the issuing and redemption commissions can be found in the relevant fund documents. Subscriptions for investments to the funds mentioned in this document are only possible on the basis of the relevant prospectus, the simplified prospectus and/or the Key Investor Information Document (KIID) and the annual and semi-annual reports. The fund documents and the annual and semi-annual report may be obtained free of charge from GAM Investment Management (Switzerland) Ltd. or from any branch of GAM Investment Management (Switzerland) Ltd. in Switzerland or from Finreon.